



# Utilizing the Ask VA Tool to request your Certificate of Eligibility

How to Request your COE via the Ask VA Tool:

1. Navigate on your browser to <https://ask.va.gov>.
2. Click on "Create account/Sign in to start your message" tab to access your AVA Dashboard.




3. "Create New Inquiry" and fill out the following information:



4. If necessary, update your personal information (you will be prompted to do this). When finished, press "Update my Profile".

5. Ensure you see this screen, then hit "Go Back".

6. Review your information. If correct, hit "Submit" tab.



State of School  
Florida

State of Residency  
Florida

Tell us About Yourself

Your First Name  
Middle Name Initial  
Your Last Name

Reporting email address  
Daytime Phone  
Email Address

Previous Submit

7. Once your inquiry has been submitted, monitor your email address (the one associated with the VA) for a response.

10. Navigate back to <https://ask.va.gov>, log in, and access your request. Click on the response and, if approved, you will receive this message:

